

MACWORKS
DRILLING AND MACHINE ATTACHMENTS

The right equipment to make your project more profitable - give us a call to talk through all your construction and earth moving requirements...

Excavator Attachments Sales Catalogue

0800 MACWORKS
0800 622 96757

sales@macworks.nz

www.macworks.nz

Multi-Quick Hitch



Lifting Hook
For easy transfers



Double Locks

Dual locking system makes operation safer. Attachments never drop even if the cylinder breaks.




Front Lock

Automatically secures the attachments to the coupler quickly. The front jaw hug the pin tightly, more safety for operation.



Rear Lock

The lower half hooks and wedges to catch the pins, make sure the jaw is secure to grip the pins.



Macworks' Multi-Quick Hitch permanently mounts to your excavator while the lower half hooks and wedges onto the attachment pins, making it ready for use in a matter of seconds with no downtime hammering pins or realigning new attachments. It has a full independent slide safety system for maximum compatibility with current regulations. Robust design gives it strength and makes it easy for the operator to efficiently hitch and unhitch attachments.


0800 MACWORKS

sales@macworks.nz

www.macworks.nz



MACWORKS
DRILLING AND MACHINE ATTACHMENTS




Multi-Quick Hitch

Quick Hitch Attachment Specifications

Model	Unit	RQH01M	RQH01D	RQH02M	RQH02D	RQH04M	RQH04D	RQH06M	RQH06D	RQH08M	RQH08D	RQH10M
Carrier	T	1~2	2~4	2.5~4	4~6	4~6	6~8	10~15	10~15	15~27	15~27	27~35
Oil Pressure	Bar	40~248	40~248	40~248	40~248	40~248	40~205	40~205	40~205	40~205	40~205	40~205
Oil Flow	L/min	10~20	10~20	10~20	10~20	10~20	10~20	10~20	10~20	10~20	10~20	10~20
Pin Diameter	mm	30	35/40	40/45	40/45	45/50	50/55	60/65	65	70/80	80/90	90/ 100/ 110
C-to-C Distance	mm	115~140	160-200	185~220	215~250	255~290	262~320	340~400	355~420	380~435	425~485	460~550
Arm Width	mm	100~125	110~125	125~140	145~180	150~180	185~220	215~250	250~270	300~340	305~340	350-390
Hose	Inch	1/4	1/4	1/4	1/4	1/4	1/4	1/4	1/4	1/4	1/4	1/4
Unit Weight	Kg	21	31	47	60	70	97	160	170	275	310	427
Length	mm	370	400	570	570	585	655	745	876	940	985	1065
Width	mm	200	220	280	280	290	312	390	390	475	475	510
Height	mm	210	225	305	305	305	335	420	420	505	505	565

Macworks quick hitches (also called quick couplers) are used in construction to allow rapid change of buckets and attachments on the machine. They remove the need to manually drive out and insert mounting pins for attachments. They can be used on excavators, mini excavators, backhoe loaders etc.



MACWORKS
DRILLING AND MACHINE ATTACHMENTS

0800 MACWORKS

sales@macworks.nz

www.macworks.nz

Tilting Quick Hitch

Tilting Quick Hitch Attachment Specifications

Model	Unit	RQH01T	RQH02T	RQH04T	RQH06T	RQH08T
Carrier Weight	T	1-3	4-6	6-8	10-15	15-23
Tilting Working Max Pressure	Bar	210	210	210	210	210
Tilting Working Oil Flow	L/min	2-3	6-10	15-20	20-25	25-32
Cylinder Working Max Pressure	Bar	200	200	200	200	200
Cylinder Working Oil Flow	L/min	10-20	10-20	10-20	10-20	10-20
Pin diameter	mm	30	40/45/50	50/55	60/65	70/80
C-C distance	mm	105-140	215-255	262-320	355-420	380-435
Arm width	mm	110-125	145-180	185-220	250-270	300-340
Tilt Angle	°	180	180	140/180	140/180	140
Tilt Torque	N.m	900	2800	7200	10600	14690
Remaining Torque	N.m	2400	7200	20000	26000	43000

Fully automated operation eliminates need to leave the driver seat. 140-180° tilt angle provides flexibility in tight spaces. Triple-lock design ensures safety. Free type with longer cylinder stroke, fits wider excavator range. Precision machining on pin size (tolerance to 0.18µm).

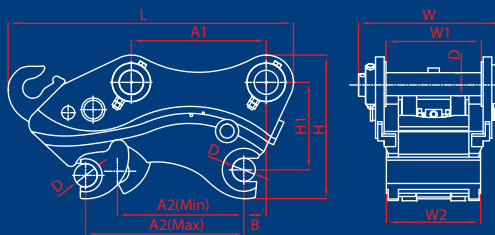


No more uneconomic downtime hammering out pins or realigning new attachments.



Hydraulic Quick Hitch Attachment Specifications

Hydraulic Quick Hitch



Model	Unit	RQH-MINI	RQH-02	RQH-04	RQH-06	RQH-08	RQH-10	RQH-14	RQH-20	
Suitable Carrier	T	≤4	4-6	7-8	12-18	19-24	25-32	35-40	50-80	
Working Pressure	Bar	40-380	40-380	40-380	40-380	40-380	40-380	40-380	40-380	
Oil Flow	L/min	10-20	10-20	10-20	10-20	10-20	10-20	10-20	10-20	
Length	L	mm	306-475	534-545	600	765	924-944	983-1050	1006-1173	1215-1425
Height	H	mm	230-268	307	310	388	492	574	558-610	622-780
Width	W	mm	175-242	258-263	270-280	353-436	449-483	543-568	606-663	640-740
Pin to Pin Distance	A1	mm	86-200	230-270	290-360	380-420	460-480	473-540	550-620	630-760
Arm Width	W1	mm	86-185	155-170	180-200	232-315	306-340	375-411	416-469	472-560
Distance Between Up and Bottom Pin	H1	mm	159-165	150	195	220	275	300	360	370-470
Pin Diameter	D	mm	25-40	45-50	50/55	60/65	70/80	90	100/110	120/150
Weight	kg		60	100	120	250	370	615	750	1000



0800 MACWORKS

sales@macworks.nz

www.macworks.nz



MACWORKS
DRILLING AND MACHINE ATTACHMENTS